

EV Charger  
Industrial & Commercial Energy Storage



# Auralink Energy

Delivers EV charging solutions built for scale



# OUR STORY

**Auralink Energy delivers EV charging solutions built for scale.**

Headquartered in Melbourne, we support the transition to electric mobility with reliable, locally deployed infrastructure. Our operations are backed by in-country warehousing and dedicated installation teams, ensuring efficient delivery and consistent performance across Australia.



We design and implement charging systems for a wide range of environments—including hotels, residential developments, shopping centres, airports, ports, and marinas. Each solution is tailored to site conditions, usage

Our portfolio includes both AC charging for daily use and high-performance DC fast charging for commercial and high-traffic applications. Every system is modular and configurable, enabling flexible deployment and long-term scalability.

Auralink Energy operates across Australia, New Zealand, and Spain, with a growing international presence. We work in partnership with government agencies, property managers, community organisations, and commercial operators to deliver practical, future-ready infrastructure.

Looking ahead, we are committed to developing adaptable EV charging solutions for global markets—designed to meet local requirements while maintaining consistent standards of quality, safety, and performance.

## OUR TEAM

Auralink Energy is built on engineering expertise and execution capability.



Our team combines experience in energy systems, infrastructure deployment, and project delivery. We operate with local installation teams and technical specialists, enabling precise implementation across diverse environments.

From system design to commissioning and support, we maintain full control over quality, safety, and performance. This ensures every deployment meets operational requirements and long-term reliability standards.

## Our Mission

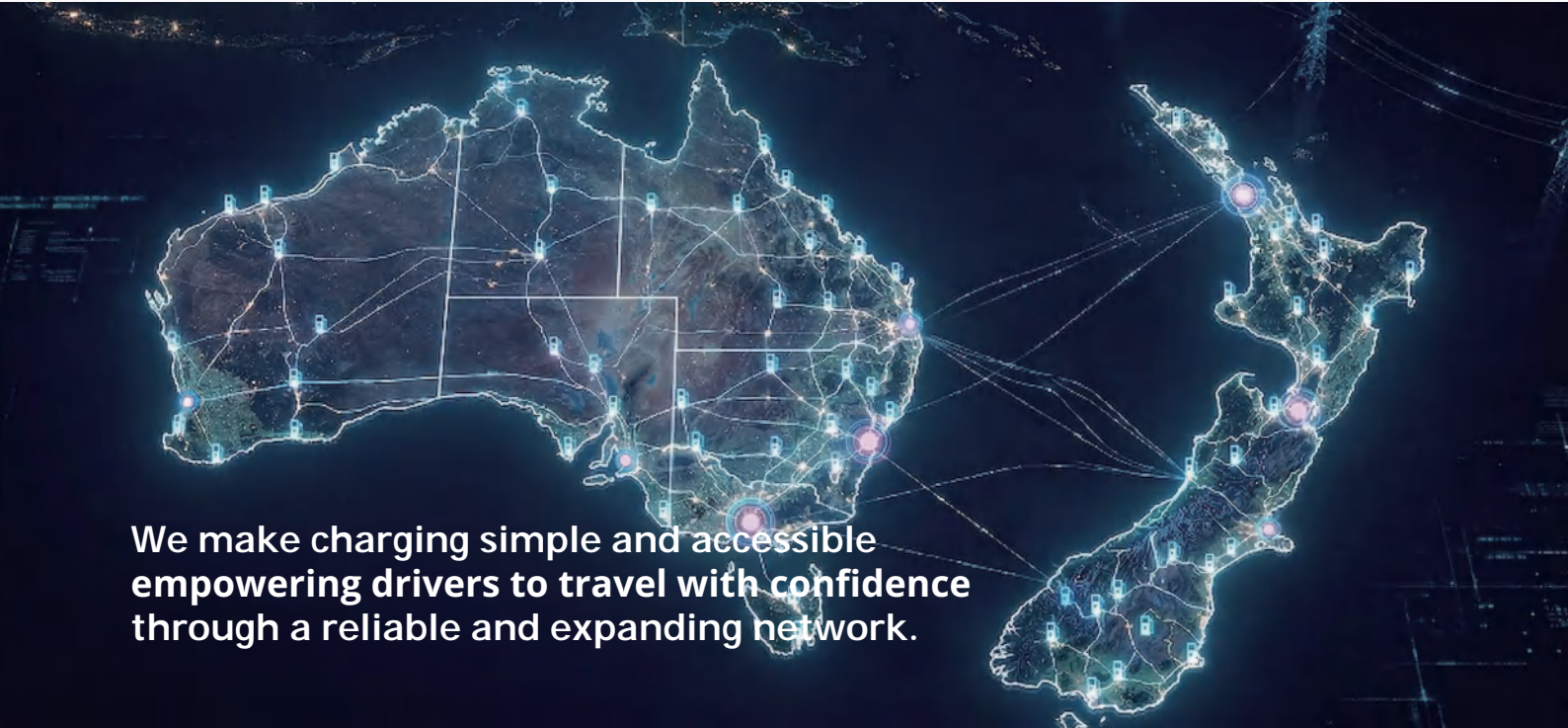
Powering global mobility with scalable EV charging infrastructure.




## Our Vision

Making EV charging a natural part of everyday life.

# AURA ENERGY CHARGING NETWORK



We make charging simple and accessible empowering drivers to travel with confidence through a reliable and expanding network.

 **100% coverage**  
on every road

 **100% power**  
wherever you go

 **100% presence**  
everywhere

## Open & Compatible

Compatible with 30+ leading brands and all OCPP-compliant charge points, AURA ensures flexible deployment and future-ready integration.



BYD

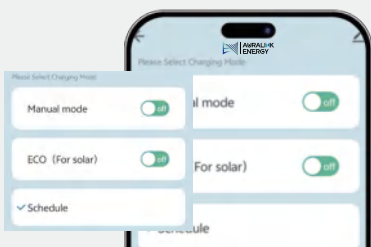
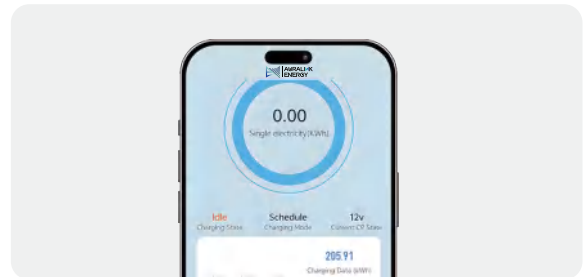


# APP FEATURES & HOW IT WORKS

Our smart charging app gives you full control and visibility over your charging station—making EV charging simple, efficient, and reliable.

## Real-Time Charging Overview

The main dashboard provides a live view of your charger's status, along with detailed session data—so you always know exactly how your charging is progressing.



## Flexible Charging Modes

Choose the charging mode that suits your needs:

- Plug & Charge for quick and easy use
- Solar Load Balancing to optimise energy usage with your solar system
- Scheduled Charging to take advantage of off-peak electricity rates

## Charging History & Records

Track your usage with detailed insights, including:

- Total charging time
- Energy consumed
- Individual session records (date, duration, and energy usage)

Charging Time:	Charging time	Charge capacity
2025-12-18	11:43 – 11:43	0Min / 0kWh
	11:41 – 11:41	0Min / 0kWh



## Fault & Alert Logs

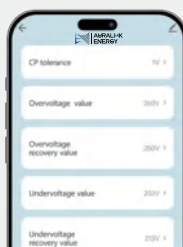
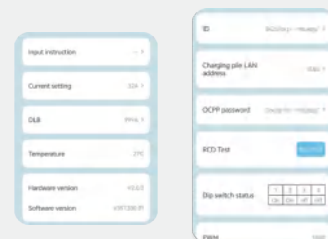
Stay informed with a complete history of system alerts and fault notifications, helping you quickly identify and resolve any issues.

## Advanced Settings & Controls

Easily customise your charging experience through the app:

- Set charging current
- Configure load balancing for your household
- Manage RFID card access
- View and set your charger's LAN address
- Connect your charger to a local Wi-Fi network

You can also input the charger's URL and ID for group management and fleet control scenarios.

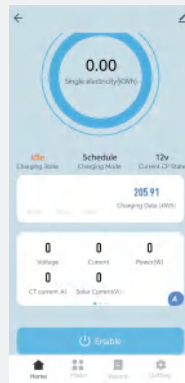


## Developer Mode (Advanced Users)

For advanced configuration, developer mode allows adjustment of voltage protection limits (over/under voltage range) to suit specific installation requirements.

# Auralink Halo-AS

Innovative | Security and confidentiality| Intelligent control | Flexibility options



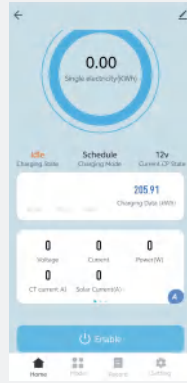
## Technical Specification

Model Number	Auralink Halo-07AS	Auralink Halo-11AS	Auralink Halo-22AS
Charging Power (AC)	7kW	11kW	22kW
AC power	1P+N+PE	3P+N+PE	
Voltage (V)	AC220 ~ 240V	AC 380 ~ 415V	
Frequency (Hz)	50/60Hz		
Operating Temperature	-25°C to + 50°C		
Rated Current	up to 32A max	up to 16A max	up to 32A max
Incoming Cable Terminals	3 × 10mm <sup>2</sup> terminals	5 × 10mm <sup>2</sup> terminals	
Over Current Protection	Recommended 36A	Recommended 20A	Recommended 36A
Charging Socket	IEC 62196 (Type 2)		
AC & DC Fault Protection	30mA Type A + 6mA DC sensitive protective device		

# Auralink Lumen-ASL

Innovative | Security and confidentiality | Intelligent control | Flexibility options

SMART ENERGY



## Technical Specification

Auralink Lumen-ASL	
<b>Model Number</b>	<b>Auralink Lumen-07ASL</b>
Charging Power (AC)	7kW
AC power	1P+N+PE
Voltage (V)	AC 220 ~ 240V
Frequency (Hz)	50/60Hz
Operating Temperature	-25°C to + 50°C
Rated Current	Max 32A( 6-32A Adjustable)
Incoming Cable Terminals	3 x 10mm <sup>2</sup> terminals
Over Current Protection	Recommended 36A
Charging Socket	IEC 62196 (Type 2)
AC & DC Fault Protection	30mA Type A + 6mA DC sensitive protective device

# Auralink Lumen-AL

Innovative | Security and confidentiality| Intelligent control| Flexibility options

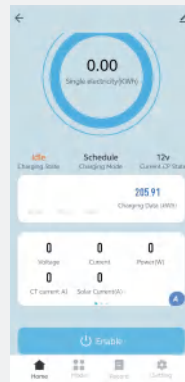


## Technical Specification

Technical Specification	
<b>Model Number</b>	<b>Auralink Lumen-07AL</b>
Charging Power (AC)	7kW
AC power	1P+N+PE
Voltage (V)	AC 220 ~ 240V
Frequency (Hz)	50/60Hz
Operating Temperature	-25°C to + 50°C
Rated Current	Max 32A( 6-32A Adjustable)
Incoming Cable Terminals	3 × 10mm <sup>2</sup> terminals
Over Current Protection	Recommended 36A
Charging Socket	IEC 62196 (Type 2)
AC & DC Fault Protection	30mA Type A + 6mA DC sensitive protective device

# Auralink Lumen-WPS

Innovative | Security and confidentiality| Intelligent control | Flexibility options



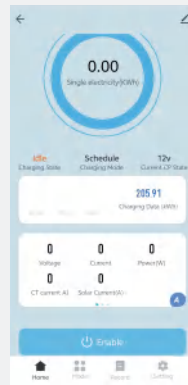
## Technical Specification

Model Number	Auralink Lumen—07WPS	Auralink Lumen—11WPS	Auralink Lumen—22WPS
Charging Power (AC)	7kW	11kW	22kW
AC power	1P+N+PE	3P+N+PE	
Voltage (V)	AC 220 ~ 240V	AC 380 ~ 415V	
Frequency (Hz)	50/60Hz		
Operating Temperature	-25°C to +50°C		
Rated Current	2 x 32A (adjustable)	2 x 16A (adjustable)	2 x 32A (adjustable)
Rated Power	2 x 7.4kW	2 x 11kW	2 x 22kW
Charging Connector	IEC 62196 (Type 2)		

# Auralink Lumen-HPAS

Innovative | Security and confidentiality | Intelligent control | Flexibility options

SMART ENERGY



## Technical Specification

Model Number	Auralink Lumen—07HPAS	Auralink Lumen—11HPAS	Auralink Lumen—22HPAS
Charging Power (AC)	7kW	11kW	22kW
AC power	1P+N+PE	3P+N+PE	
Voltage (V)	AC 220 ~ 240V	AC 380 ~ 415V	
Frequency (Hz)	50/60Hz		
Operating Temperature	-25°C to +50°C		
Rated Current	2 x 32A (adjustable)	2 x 16A (adjustable)	2 x 32A (adjustable)
Rated Power	2 x 7.4kW	2 x 11kW	2 x 22kW
Charging Connector	IEC 62196 (Type 2)		

# CHOOSE HOW YOU POWER YOUR HOME

## HIGHLIGHTS

### ■ [Innovative]

Ergonomic shell design and human body design  
 Optional T2S socket design  
 A variety of configuration optional RFID

### ■ [Security and confidentiality]

AC30mA + DC6mA leakage protection design  
 Over temperature protection  
 Over and under voltage protection  
 Over current protection  
 Input ground wire is normal monitoring protection  
 Surge protection  
 Meet the network security requirements

### ■ [Intelligent control]

Support for multiple communications (WI-FI, 4G, Ethernet)  
 Meet the OCPP1.6J protocol, Tuya APP  
 Home load balancing control, (remote wireless transmission current signal)  
 Balancing load control of new solar energy  
 Power management & Group management

### ■ [Flexible options]

Meet the wall installation and column landing installation  
 The multi-wire installation solution meets the requirements of different scenarios  
 APP/Plug & Charge multi-charge mode is optional  
 The surface color and shell color can be customized



# Power Your Location with EV Charging



## HIGHLIGHTS

### ■ [Innovative]

- One charger with 2 charging points
- Optional T2S socket design
- Commercial use with APP control
- Resistance to damage and corrosion

### ■ [Intelligent control]

- Support for multiple communications (WI-FI, 4G, Ethernet)
- Meet the OCPP1.6J protocol
- Meet APP scan code payment
- Power management & Group management

### ■ [Security and confidentiality]

- AC30mA + DC6mA leakage protection design
- Over temperature protection
- Over and under voltage protection
- Over current protection
- Input ground wire is normal monitoring protection
- Surge protection
- PEN Failsafe (optional in the UK)
- Meet the network security requirements

### ■ [Flexible options]

- APP/Plug & Charge multi-charge mode is optional
- Configure the meter with MID certification as required

# CASE STUDIES

## Vietnam – Binh Duong Province

Project: 12 Units DC Fast Chargers (120kW)

Timeline: January 2026



### Key Industrial and Transport Hub

Binh Duong Province, one of the most important industrial hubs in southern Vietnam, serves as a key transportation gateway connecting Ho Chi Minh City, Dong Nai Province, and the Mekong Delta region.

As a major manufacturing base for labor-intensive industries, Binh Duong has experienced rapid growth in the new energy and automotive components sectors in recent years. This has driven increasing demand for EV charging infrastructure.

The project features 120kW high-power DC fast chargers with up to 95% efficiency and IP65 protection, making them highly suitable for Vietnam's hot and humid climate. Multiple charging activation methods are supported, ensuring convenient and user-friendly operation for local users.

# CASE STUDIES

## Malaysia – Johor State

Project: 480kW Charging System (1-to-10) + 5 Units 7kW AC Chargers

Timeline: October 2025

### Key Industrial and Transport Hub

Located at the southernmost tip of Malaysia, Johor State is a strategic gateway connecting Malaysia and Singapore.

The station adopts a full-matrix PDM (Power Distribution Module) system, enabling dynamic and flexible power allocation. A single main unit can support up to 12 charging terminals and is compatible with liquid-cooled ultra-fast charging systems, making it ideal for public charging stations, bus depots, and dedicated fleet operations.

With a well-developed transportation network—including the North-South Expressway and direct links to Singapore via the Johor–Singapore Causeway and Second Link—the project effectively addresses high-frequency, multi-vehicle charging demands across the region.



# CASE STUDIES

## Singapore – Jurong Industrial Area

Project: 5 Units 7kW AC Chargers

Timeline: March 2025

The Jurong Industrial Area is one of the earliest and largest industrial zones in Singapore, covering over 60 square kilometers. It is home to industries such as petrochemicals, shipbuilding, engineering, manufacturing, and logistics.



As Singapore accelerates its transition toward digitalization, AI, and sustainable energy, Jurong is evolving into a hub that integrates advanced manufacturing and new energy



Due to the high density of enterprises within the park, demand for EV charging infrastructure continues to grow. As a pilot project, the initial phase focuses on 7kW AC chargers to meet daily charging needs. Future expansion plans include the gradual deployment of DC fast charging systems in line



# Auralink Energy



Melbourne, Victoria



+61 0403 239 826



+86 180 9426 9068



[info@auralink-energy.com](mailto:info@auralink-energy.com)

